




Series X55X Universal Zero-Insertion-Force DIP Test Socket

FEATURES

- Universal Test Socket accepts devices on 0.300 to 0.600 [7.62 to 15.24] centers
- All pin count sockets go into PCB with either 0.300 or 0.600 [7.62 to 15.24] centers
- Contacts are normally closed to eliminate dependence on plastic to sustain contact
- Socket handle can be configured with closed contacts (on) when in the UP or DOWN position, and can be mounted on either the right or left side
- Sockets can be soldered into PCBs or plugged into any socket. Socket fits into Aries' or any competitive test socket receptacle



SPECIFICATIONS

- Socket Body: black UL 94V-0 Glass-filled Polyphenylene Sulfide (PPS)
- Handle: Stainless Steel
- Handle Knob: Brass Alloy 360, 1/2-hard
- Contacts: Beryllium-Copper 172 per QQ-C-533 or Spinodal
- All Beryllium-Copper contacts have a 50µ [1.27µ] min. Nickel under plate per QQ-N-290, over plated with either -10 = 200µ [5.08µ] min. Matte Tin per ASTM B545-97 -10TL or 200µ [5.08µ] 90/10 Tin/Lead per MIL-T-10727 -11 = 10µ [0.25µ] min. Gold per MIL-G-45204
- Spinodal Contact Plating: -16 = 50µ [1.27µ] min. Nickel Boron
- Contact Current Rating: 1 amp
- Insulation Resistance: 1000 MOhms minimum
- Dielectric Withstanding Voltage: 1000 VAC
- Life Cycle: 25,000 to 50,000 cycles
- Operating Temperature: minimum -67°F [-55°C]; maximum 221°F [105°C] for Tin plating; 302°F [150°C] for Gold plating; 392°F [200°C] for Nickel Boron plating
- Retention Force (closed): 55 grams/pin based on a 0.020 [0.51] diameter test lead
- Accepts Leads: 0.015-0.045 [0.38-1.14] wide, 0.110-0.280 [2.79-7.11] long

NOTE: Aries specializes in custom design and production. In addition to the standard products shown on this page, special materials, platings, sizes, and configurations can be furnished, depending on quantities. Aries reserves the right to change product specifications without notice.

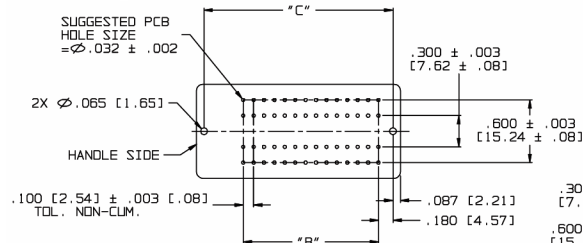
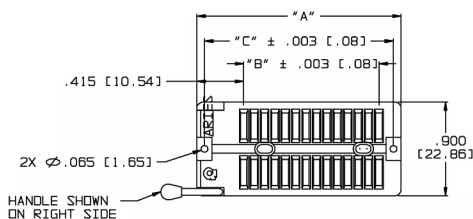
MOUNTING CONSIDERATIONS

- See socket footprint below

"A" = (NO. OF PINS PER ROW x 0.100 [2.54]) + 0.590 [14.99]

"B" = (NO. OF PINS PER ROW -1) x 0.100 [2.54]

"C" = (NO. OF PINS PER ROW x 0.100 [2.54]) + 0.415 [10.54]



ALL DIMENSIONS: INCHES [MILLIMETERS]

ORDERING INFORMATION

XX-X55X-1X

Pins: 24, 28, 32, 36, 40, 42, 44, 48

Row-to-Row Spacing (btm):
3 = 0.300 [7.62]
6 = 0.600 [15.24]

Plating:

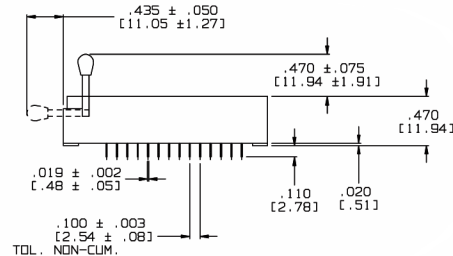
- 0 = Tin over Nickel
- 0TL = Tin/Lead over Nickel
- 1 = Gold over Nickel
- 6 = Nickel Boron plated Spinodal

Solder Pin Tail

Handle Options

- 1 = Left, up is on
- 2 = Right, up is on
- 3 = Left, down is on
- 4 = Right, down is on (std)

NOTE: "on" = closed contacts



Bristol, PA 19007-6810 USA
TEL (215) 781-9956 • FAX (215) 781-9845
WWW.ARIESELEC.COM • INFO@ARIESELEC.COM

